

RENUKA MANAGEMENT SERVICES LLP

Plot No. 20, 5th Avenue, VGP Golden Beach Part - 1, Injambakkam, Chennai - 600 097.

Registered under the Limited Liability Partnership Act, 2008 and Incorporated on 28.12.2018

BALANCE SHEET AS AT 31ST MARCH 2021

LLPIN: AAN - 8701


| Particulars | Notes | As at 31 st March 2021 ₹ | As at 31 st March 2020 ₹ |
|--|-------|---|---|
| I. CONTRIBUTION AND LIABILITIES | | | |
| 1. Partner's Fund | | | |
| Partners Fixed Capital Account | 3 | 1,00,000 | 1,00,000 |
| Partners Current Capital Account | 4 | 50,37,657 | 65,98,903 |
| 2. Liabilities | | | |
| Loans and Liabilities | 5 | - | 25,00,00,000 |
| Current Liabilities and Provisions | 6 | 1,31,568 | 37,55,332 |
| Total | | 52,69,225 | 26,04,54,235 |
| II. ASSETS | | | |
| Fixed assets | 7 | 4,46,963 | - |
| Non-Current Investments | 8 | 13,01,654 | 25,12,50,735 |
| Sundry Debtors | 9 | - | 23,70,673 |
| Cash and Bank Balances | 10 | 26,78,118 | 17,09,868 |
| Other Current Assets | 11 | 8,42,490 | 51,22,959 |
| Total | | 52,69,225 | 26,04,54,235 |

The notes 1 to 16 are an integral part of the financial statements


As per our report of even date attached

For Renuka Management Services LLP

For Menon & Pai
Chartered Accountants
Firm Regn. No. 008025S


Col. David Devasahayam
Partner
DIN: 02154891


Alexander David
Partner
DIN: 08259288


A. Arjuna Pai
Partner
Mem. No. 007460
UDIN No. 21007460AAAHE6854

Chennai, 16th October 2021

RENUKA MANAGEMENT SERVICES LLP

Plot No. 20, 5th Avenue, VGP Golden Beach Part - 1, Injambakkam, Chennai - 600 097.

Registered under the Limited Liability Partnership Act, 2008 and Incorporated on
28.12.2018

STATEMENT OF PROFIT AND LOSS FOR THE YEAR ENDED 31ST MARCH 2021

LLPIN: AAN - 8701

| Particulars | Notes | Year ended 31 st March 2021 ₹ | Period ended 31 st March 2020 ₹ |
|----------------------------|-------|--|--|
| Income | | | |
| Revenue from operations | 12 | 77,62,723 | 2,93,55,684 |
| Other Income | 13 | 1,93,053 | 1,27,39,054 |
| Total Income | (A) | 79,55,776 | 4,20,94,738 |
| Expenses | | | |
| Employee Benefit Expenses | 14 | 4,72,900 | 3,28,000 |
| Finance Cost | 15 | 63,51,319 | 2,51,95,545 |
| Depreciation | 7 | 78,876 | - |
| Other Expenses | 16 | 9,38,329 | 88,00,274 |
| Total Expenses | (B) | 78,41,424 | 3,43,23,819 |
| Profit before Tax | (A-B) | 1,14,352 | 77,70,919 |
| Less: Current Tax | | (35,677) | (13,58,984) |
| Profit for the Year | | 78,675 | 64,11,935 |

The notes 1 to 16 are an integral part of the financial statements

As per our report of even date attached

For Renuka Management Services LLP

For Menon & Pai

Chartered Accountants

Firm Regn. No. 008025S


Col. David Devasahayam

Partner

DIN: 02154891


Alexander David

Partner

DIN: 08259288


A. Arjuna Pai

Partner

Mem No. 007460

UDIN No. 21007460AAAHE6854

Chennai, 16th October 2021

RENUKA MANAGEMENT SERVICES LLP

Plot No. 20, 5th Avenue, VGP Golden Beach Part - 1, Injambakkam, Chennai - 600 097.

**Registered under the Limited Liability Partnership Act, 2008 and Incorporated on
28.12.2018
LLPIN: AAN - 8701**

Notes to Accounts for the year ended 31st March 2021

1. Nature of Operations

Renuka Management Services LLP was incorporated on 28th December, 2018 and is in the business of providing management and Consultancy Services in the field of Cash Logistics Business, Security Services Business, Health Care and Fitness Related Business, Information Technology Business and General Management Business.

2. Summary of Significant Accounting Policies

2.1 Basis of Preparation of Financial Statements

The accounts of the LLP are prepared under the historic cost convention using the accrual method of accounting in accordance with the generally accepted accounting principles in India.

2.2 Revenue Recognition

Revenue is recognized to the extent that it is probable that the economic benefit will flow to the LLP and the revenue can be reliably measured.

2.3 Contingent Liability

A contingent liability is a possible but not probable obligation that may arise from past events whose existence will be confirmed by the occurrence or one of one or more uncertain future events beyond the control of the company or a present obligation that is not recognized because it is not probable that an outflow of resources will be required to settle the obligation. A contingent liability also arises in extremely rare cases where there is a that cannot be recognized because it cannot be measured reliably. The company does not recognize a contingent liability but discloses its existence in the financial statements. Contingent assets are neither recognized nor disclosed in the financial statements.

RENUKA MANAGEMENT SERVICES LLP

Plot No. 20, 5th Avenue, VGP Golden Beach Part - 1, Injambakkam, Chennai - 600 097.

Registered under the Limited Liability Partnership Act, 2008 and Incorporated on
28.12.2018

LLPIN: AAN - 8701

Notes to Accounts for the year ended 31st March 2021

| Particulars | As at | As at |
|--|-----------------------------|-----------------------------|
| | 31 st March 2021 | 31 st March 2020 |
| | ₹ | ₹ |
| 3. Partner's Contribution | | |
| Col. David Devasahayam | 90,000 | 90,000 |
| Alexander David | 10,000 | 10,000 |
| Total | 1,00,000 | 1,00,000 |
| 4. Partner's Current Account | | |
| Col. David Devasahayam | | |
| Opening balance | 59,39,013 | 1,68,271 |
| Share of Profit for the year | 70,808 | 57,70,742 |
| Less: Drawings for the year | 16,39,921 | - |
| Total | 43,69,900 | 59,39,013 |
| Alexander David | | |
| Opening balance | 6,59,890 | 18,697 |
| Share of Profit for the year | 7,868 | 6,41,194 |
| Total | 6,67,758 | 6,59,890 |
| 5. Loans & Liabilities | | |
| Barclays Bank - Demand Loan | - | 25,00,00,000 |
| Total | - | 25,00,00,000 |
| 6. Current Liabilities | | |
| Sundry Creditors | | |
| Menon & Pai | 22,363 | - |
| Gamedge Studios LLP | 17,128 | - |
| Radhika Agarwal | 6,400 | - |
| Abhinav Bindra | - | 1,00,000 |
| Other Current Liabilities & Provisions: | | |
| GST Payable | - | 4,20,410 |
| Tds payable | - | 54,096 |
| Interest Payable - Demand Loan | - | 17,19,862 |
| Audit fees payable | 50,000 | 50,000 |
| Provision for Income Tax | 35,677 | 13,58,984 |
| Expenses Payable | - | 51,980 |
| Total | 1,31,568 | 37,55,332 |

RENUKA MANAGEMENT SERVICES LLP

Plot No. 20, 5th Avenue, VGP Golden Beach Part - 1, Injambakkam, Chennai - 600 097.

Registered under the Limited Liability Partnership Act, 2008 and Incorporated on
28.12.2018

LLPIN: AAN - 8701

Notes to Accounts for the year ended 31st March 2021

| Particulars | As at 31 st March 2021 ₹ | As at 31 st March 2020 ₹ |
|--|---|---|
| 7. Fixed Assets | | |
| Office equipments | 5,25,839 | - |
| Less: Depreciation | (78,876) | |
| Total | 4,46,963 | - |
| 8. Non Current Investments | | |
| 85,090 equity shares of Rs. 10/- each fully paid up in Radiant Cash Management Services Private Limited | - | 24,99,94,420 |
| 1228.059 Units of IDBI Liquid Fund (Regular Plan - Weekly Dividend) | 13,01,654 | 12,56,315 |
| Total | 13,01,654 | 25,12,50,735 |
| 9. Sundry Debtors | | |
| Radiant Cash Management Services Private Limited | - | 23,70,673 |
| Total | - | 23,70,673 |
| 10. Cash and Bank balance | | |
| Cash at Bank | 26,78,118 | 17,09,868 |
| Total | 26,78,118 | 17,09,868 |
| 11. Other Current Assets | | |
| Advance to suppliers | - | 14,01,099 |
| GST input | 1,09,770 | 58,262 |
| TDS receivable | 6,40,685 | 29,35,570 |
| TDS Others | 92,036 | - |
| Advance Tax | - | 7,28,028 |
| Total | 8,42,490 | 51,22,959 |
| 12. Revenue from Operations | | |
| Management Fees | 77,62,723 | 2,93,55,684 |
| Total | 77,62,723 | 2,93,55,684 |
| 13. Other Income | | |
| Dividend Received | 54,777 | 1,27,23,419 |
| Interest From IT | 1,38,276 | 15,635 |
| Total | 1,93,053 | 1,27,39,054 |

RENUKA MANAGEMENT SERVICES LLP

Plot No. 20, 5th Avenue, VGP Golden Beach Part - 1, Injambakkam, Chennai - 600 097.
Registered under the Limited Liability Partnership Act, 2008 and Incorporated on
28.12.2018
LLPIN: AAN - 8701

Notes to Accounts for the year ended 31st March 2021

| Particulars | Year ended 31 st March 2021 ₹ | Period ended 31 st March 2020 ₹ |
|--------------------------------------|--|--|
| 14. Employee Benefit Expenses | | |
| Salary | 4,72,900 | 3,28,000 |
| Total | 4,72,900 | 3,28,000 |
| 15. Finance cost | | |
| Interest on Demand loan | 63,51,319 | 2,51,95,545 |
| Total | 63,51,319 | 2,51,95,545 |
| 16. Other Expenses | | |
| Professional Fees | 2,91,967 | 4,37,980 |
| Business Promotion Expenses | - | 4,78,904 |
| Conclave Expenses | 2,66,080 | 7,11,186 |
| Audit Fees | 50,000 | 50,000 |
| Rates and Taxes | 11,220 | 78,965 |
| Interest on TDS | 27,518 | - |
| Advertisement | 2,04,404 | 96,600 |
| Donation | - | 3,00,000 |
| Printing and Stationery | 27,140 | 2,00,000 |
| Office Expenses | - | 2,23,255 |
| Printing and Stationery | - | 3,700 |
| Service Charges | - | 3,64,000 |
| Sponsorship Fee | 60,000 | - |
| Travelling Expenses | - | 58,55,684 |
| Total | 9,38,329 | 88,00,274 |

The notes 1 to 16 are an integral part of the financial statements


As per our report of even date attached

For Renuka Management Services LLP


For Menon & Pai

Chartered Accountants

Firm Regn. No. 008025S


Col. David Devasahayam
Partner

DIN: 02154891


Alexander David
Partner

DIN: 08259288


A. Arjuna Pai
Partner

Mem No. 007460

UDIN No. 21007460AAAAHE6854

Chennai, 16th October 2021